

# **Obtaining CODE V and LightTools Software and License Keys**

---

**Optical Solutions Group**

**December 2015**

**SYNOPSYS®**

# Copyright Notice and Proprietary Information

Copyright © 2015 Synopsys, Inc. All rights reserved. This software and documentation contain confidential and proprietary information that is the property of Synopsys, Inc. The software and documentation are furnished under a license agreement and may be used or copied only in accordance with the terms of the license agreement. No part of the software and documentation may be reproduced, transmitted, or translated, in any form or by any means, electronic, mechanical, manual, optical, or otherwise, without prior written permission of Synopsys, Inc., or as expressly provided by the license agreement.

## Right to Copy Documentation

The license agreement with Synopsys permits licensee to make copies of the documentation for its internal use only. Each copy shall include all copyrights, trademarks, service marks, and proprietary rights notices, if any. Licensee must assign sequential numbers to all copies. These copies shall contain the following legend on the cover page:

“This document is duplicated with the permission of Synopsys, Inc., for the exclusive use of \_\_\_\_\_ and its employees. This is copy number \_\_\_\_\_.”

## Destination Control Statement

All technical data contained in this publication is subject to the export control laws of the United States of America. Disclosure to nationals of other countries contrary to United States law is prohibited. It is the reader's responsibility to determine the applicable regulations and to comply with them.

## Disclaimer

SYNOPSYS, INC., AND ITS LICENSORS MAKE NO WARRANTY OF ANY KIND, EXPRESS OR IMPLIED, WITH REGARD TO THIS MATERIAL, INCLUDING, BUT NOT LIMITED TO, THE IMPLIED WARRANTIES OF MERCHANTABILITY AND FITNESS FOR A PARTICULAR PURPOSE.

## Trademarks

Synopsys' company and certain product names are trademarks of Synopsys, as set forth at:

<http://www.synopsys.com/Company/Pages/Trademarks.aspx>. All other product or company names may be trademarks of their respective owners.

# Table of Contents

Introduction.....	1
Signing Up for a SolvNet Account .....	1
Obtaining License Keys.....	2
License Key Delivery .....	4
Obtaining Host IDs .....	5
Downloading CODE V or LightTools from SolvNet.....	6
Ordering Media (CDs/DVDs).....	9
Installing CODE V or LightTools.....	11
Fixed License Users .....	11
Floating License Users .....	11
Definitions.....	12



## Introduction

CODE V and LightTools software and license keys are available for download from the Synopsys SolvNet website. This document provides instructions on how CODE V and LightTools users can obtain the software and license keys. See **Definitions** on page 12 if any terminology is unfamiliar to you.

## Signing Up for a SolvNet Account

All users who download CODE V and LightTools software and license keys must sign up for a Synopsys SolvNet Account.

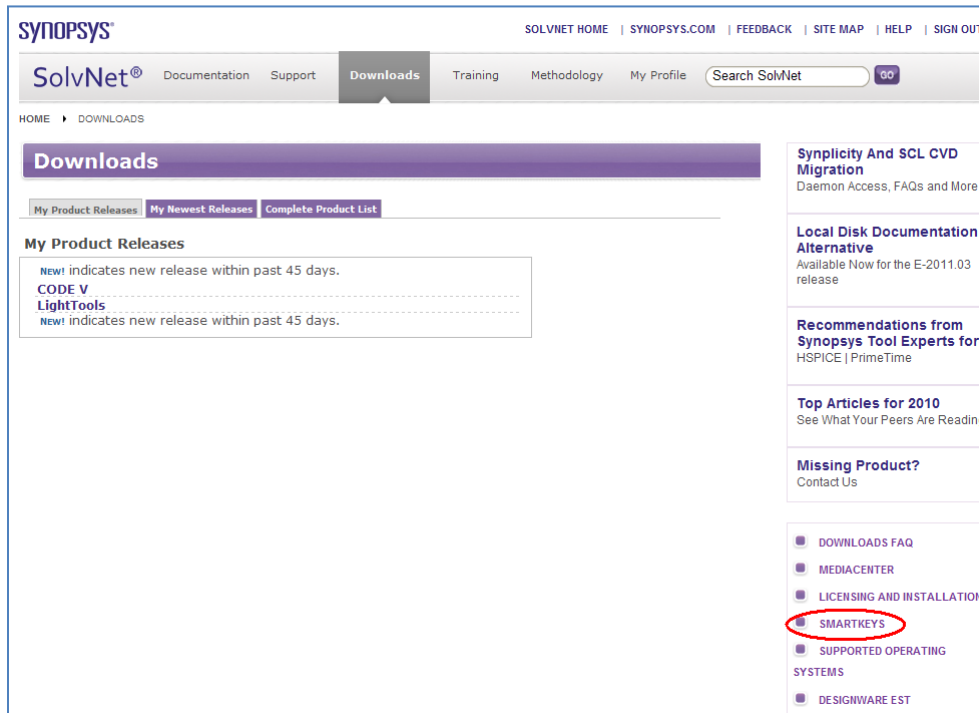
1. Go to <https://solvnet.synopsys.com> and click the **Sign Up For An Account** link.

2. During the registration process, you will need to enter your company's Site ID. If you do not know your company's Site ID, please contact [solvnetfeedback@synopsys.com](mailto:solvnetfeedback@synopsys.com) to request it. Be sure to include your company name and address in the email request.
3. SolvNet will send you a confirmation email. Follow the link in the email to complete the registration process.

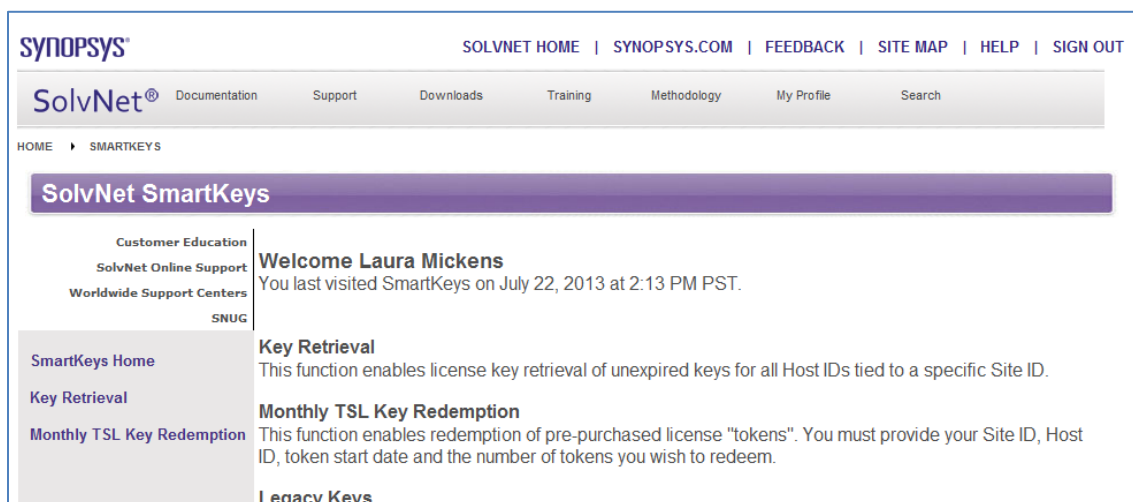
# Obtaining License Keys

A License Key is a file containing licensing information for your specific USB dongle (or PC Hardware if no dongle is used). The SmartKeys web interface on the Synopsys SolvNet site can be used to obtain license keys. To obtain your license keys:

1. Navigate to the SmartKeys page on SolvNet. You can go to SmartKeys directly using this link: <https://solvnet.synopsys.com/SmartKeys>. You can also navigate there from the SolvNet Downloads page by clicking the **SmartKeys** link in the lower right column.



2. On the SolvNet SmartKeys home page, click the **Key Retrieval** link.



3. The SmartKeys Key Retrieval page displays. Click the **Retrieve Licenses** button to receive an email with the license keys for your company.

**SolvNet SmartKeys**

Customer Education  
SolvNet Online Support  
Worldwide Support Centers  
SNUG

SmartKeys Home  
Key Retrieval  
Monthly TSL Key Redemption

### Key Retrieval

**Site ID** – Retrieve keys for site IDs for which you are registered. Multiple site IDs may be selected using the Ctrl or Shift key. You may register for additional site IDs by updating your [SolvNet](#) profile.

**Host ID (optional)** – Retrieve a key for a specific host ID. **CODE V & LightTools Users:** [Click here for information on obtaining the host ID.](#)

#### KEY RETRIEVAL

Site ID \* 26674 - Optical Rese...  
Site ID (Override)   
Host ID (Optional)   
Email Address \* pmaccini@synopsys.com  
Attachment Option \* Text Format


\* represents mandatory field

Back Retrieve Licenses Reset Help

**Note:** You will receive separate emails for each Host ID at your company, each with a single license key attached. This will include license keys for *all Synopsys products* that your company licenses. To obtain license keys for a single USB dongle, you can enter the Host ID of your CODE V or LightTools USB dongle in the **Host ID (Optional)** data field. If you do not know the Host ID value for your USB dongle, see Obtaining Host IDs on page 5.

## License Key Delivery

Your CODE V or LightTools license key will be delivered as a text file attached to an email from the SmartKeys system. The email will include the Host ID for which the license key is valid. Below is a sample License Key email. Save this file to a convenient location on your PC. You will need to access this file to activate CODE V or LightTools.

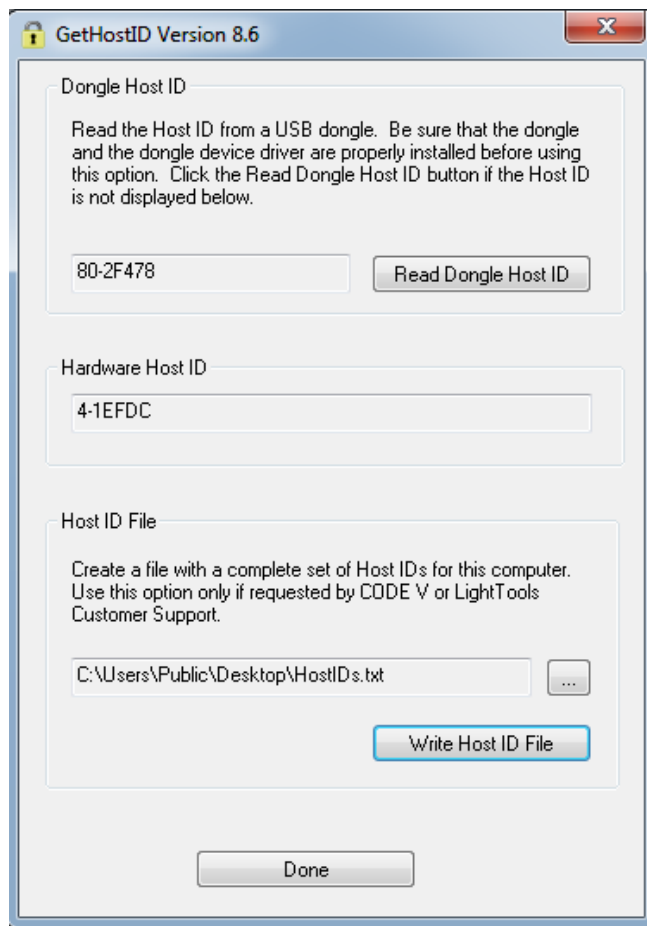
Attachment:  Synopsys Key for Site ID 26674 Server 9689 (snpslmd).txt (4 KB)
<p>Subject: Synopsys Key for Site 26674 Server 9689 ABC Optics</p> <p>Attached, in text format, are the current Synopsys license keys for your site ID. These keys are for server 96828 and support host ID 80-A12B5.</p> <p>These keys will not reflect pending orders.</p> <p>Product material numbers which start with "*" are off-support and thus no keys are provided. To receive these keys, contact your Account Manager to go back on support ("maintenance") or to request "off-support keys."</p> <p>If you feel that your keys are incorrect, please contact your Account Manager.</p> <p>Please save this attachment and install onto your license servers. For installation help, consult the License Installation Guide or go to <a href="http://www.synopsys.com/Support/Licensing">http://www.synopsys.com/Support/Licensing</a></p> <p>Your use of these keys is subject to your license agreement with Synopsys.</p>

## Obtaining Host IDs

The Host ID is a unique value encoded on the USB dongle (or PC hardware if you are not using a dongle) used to run CODE V or LightTools. Each license key is associated with a specific Host ID. If you have multiple seats of CODE V and/or LightTools at your company, you can identify which license key file is associated with your specific USB dongle using the Host ID value.

If you do not know the Host ID value for your USB dongle, you can download a copy of the GetHostID utility from <http://optics.synopsys.com/support/support-host-id.html>.

Double-click the file GetHostID.exe to launch the utility.

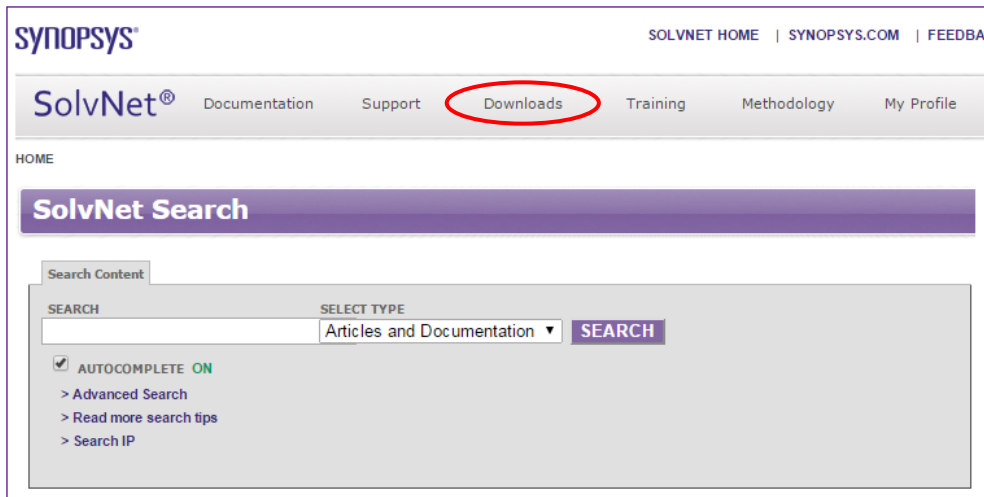


In the above example, the Host ID for the USB dongle is 80-2F478. If the GetHostID utility is encountering problems reading the USB dongle, you may need to download and install the Sentinel USB Key driver from <http://optics.synopsys.com/support/support-usb-drivers.html>.

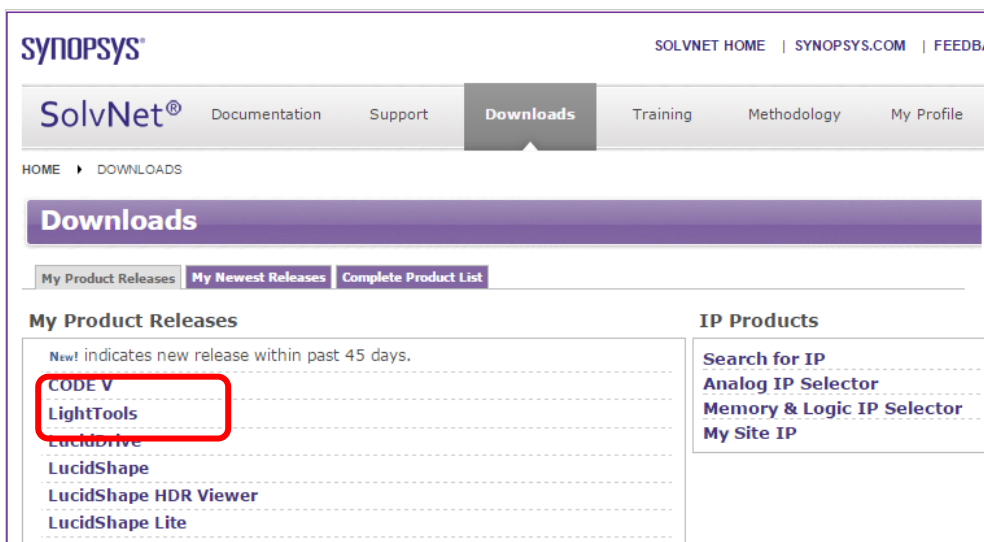
If you are not using a USB dongle, your license key is associated with a unique Host ID value for your specific PC hardware. In the above example, the Host ID for the PC hardware is 4-1EFDC.

# Downloading CODE V or LightTools from SolvNet

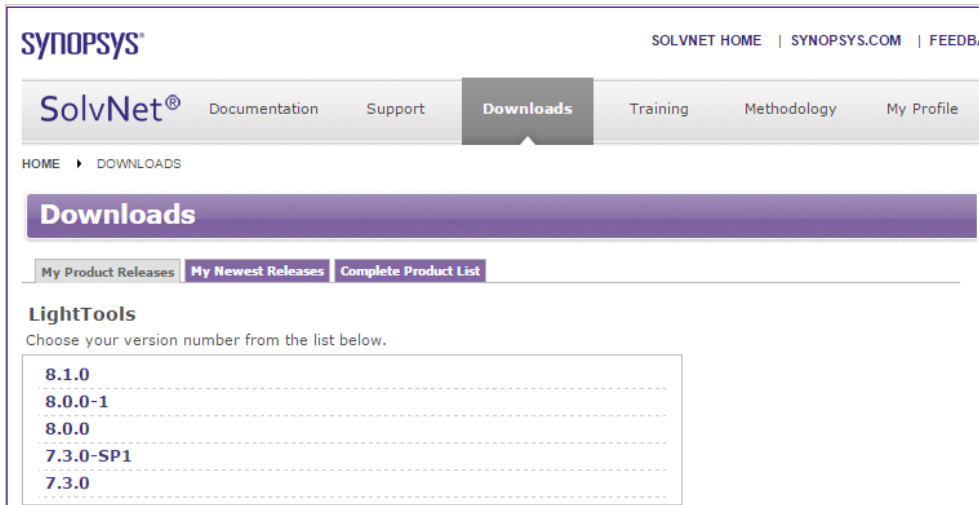
1. To download CODE V or LightTools software, log onto your SolvNet account and click **Downloads**.



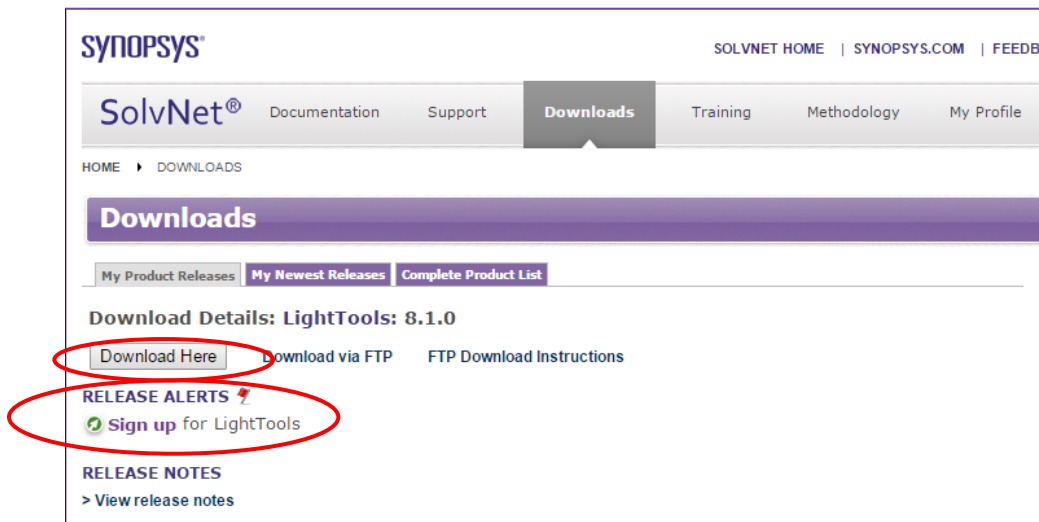
2. You can also use this direct link: <https://solvnet.synopsys.com/DownloadCenter>.
3. Select the product you want to download. All Synopsys products currently licensed at your company will be listed. The following example shows only CODE V and LightTools.



4. Select the specific version you would like to download.



The **Downloads** page displays.



5. Click the **Release Alerts** link to display a **Release Alerts** pop-up page that allows you to subscribe to Release Notification emails from SolvNet. These emails let you know when a new version of CODE V or LightTools is available for download.

**Release Alerts**

To be notified of new releases for your authorized product(s), select from the product list below. Check the "include patch" box to receive patch updates. Notifications will be sent to your registered SolvNet email address.

Available Products		Products Selected
StarRC	<input type="button" value="ALL"/> <input type="button" value="Add &gt;&gt;"/> <input type="button" value="&lt;&lt;Remove"/>	CODE V
Synopsys Common Licensing		LightTools
Synopsys Installer		
Synopsys PSM		
Synopsys VIP Library		
Synphony C Compiler		
Synphony Model Compiler		
Synplify (Synplify FPGA)		
Synplify ASIC		
Synplify Premier (Synplify FPGA)		

☒ Include patch notifications (for all products)

- Click the product name for which you would like to receive notifications or click **ALL** to receive notifications for all products in the list.
- Click the **Add** button.
- Click the **Include patch notifications** checkbox. This allows you to receive notifications of CODE V and LightTools service releases.
- Click the **Update** button.

You are returned to the **Downloads** page.

- On the **Downloads** page, click **Download Here**.
- On the Electronic Software Transfer (EST) page, click the  button to begin downloading the specified software.

**SYNOPSYS** SOLVNET HOME | SYNOPSYS.COM

**Synopsys Electronic Software Transfer(EST)**

Product Listing:

Version:

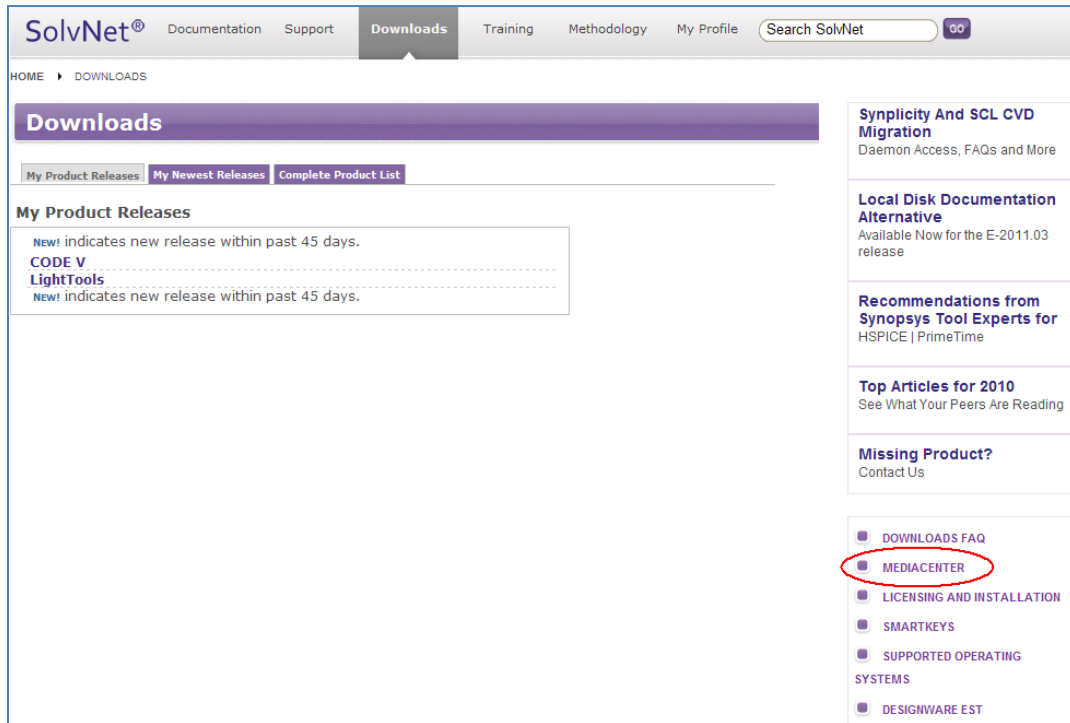
HTTP may be used for downloads from the rev\_o, rev\_a, ip,exp and auth directories.  
[Explanation of EST directories](#)  
 For downloads from the /pub directory use FTP connection <ftp.synopsys.com>

Action	File	Size
<input type="button" value="Download"/>	LightTools810FCS.exe	File size : 1150 MB
<input type="button" value="Download"/>	LightTools64810FCS.exe	File size : 1186 MB
<input type="button" value="Download"/>	README_LightTools_8.1.txt	File size : 3 KB
<input type="button" value="Download"/>	checksum_info.txt	File size : 232 Bytes

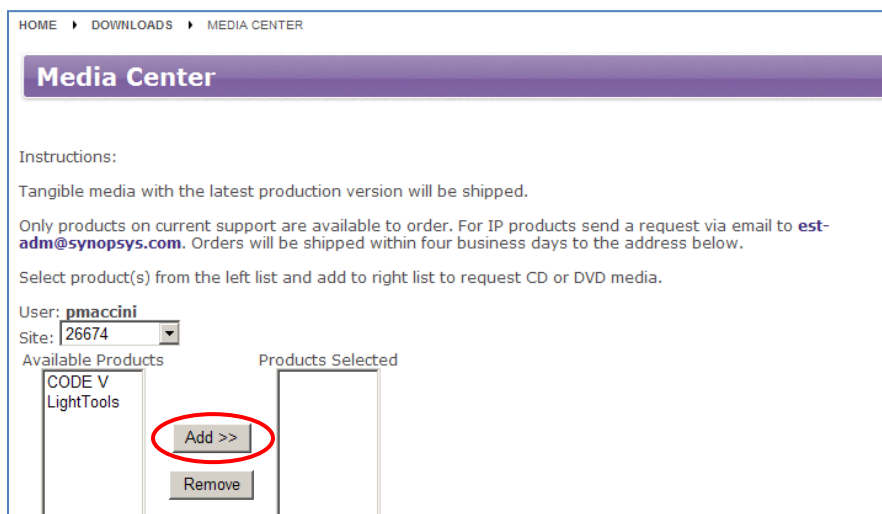
## Ordering Media (CDs/DVDs)

If you are unable to download software and would like to order media (CD or DVD), you can do this directly on SolvNet. To order media:

1. Click the **MediaCenter** link in the lower right corner of the SolvNet download page.



2. On the **Media Center** page, select the product (CODE V or LightTools) and click the **Add** button.



3. Complete the Shipping Address information (most will be automatically filled out for you) and click **Continue**.
4. Review the shipping request and click **Place Order**.

HOME ► DOWNLOADS ► MEDIA CENTER

## Media Center

Please check the following information. If everything is correct, click "Place Order" button. If not, click "Back" button to make correction.

Name	Peter Maccini
User Name	pmaccini
Site ID	26674
Products	42090-EST CODE V 10.3
<b>Additional Information</b>	
Email	PMACCINI@SYNOPSYS.COM
Attention to Name	Peter Maccini
Job Title	
Company Name 1	Synopsys Inc.
Company Name 2	
Department 1	
Department 2	
Department 3	
Department 4	
Address 1	3280 East Foothill Boulevard
Address 2	CA
Address 3	
Address 4	
Address 5	
City	Pasadena
Zip/Postal Code	91107
State/Province	CA - California
District	
Country	US - United States
Phone Number	818 555-5555
Is Primary Contact	Yes
Request permanent change to site addresses	No

<< Back Place Order

## Installing CODE V or LightTools

Complete installation instructions for both CODE V and LightTools are available at <http://optics.synopsys.com/support/support-install-lic-overview.html>. Following is a high-level overview.

### ***Fixed License Users***

1. Install CODE V or LightTools on your PC. After downloading the latest CODE V or LightTools release from SolvNet, double-click the downloaded .exe file to start the installation. You will need administrator privileges on your PC to complete the installation process.
2. After installing CODE V or LightTools, you will need to obtain your license key. After receiving your license key file from SmartKeys, save it to a convenient location on your PC.
3. To apply the license key file, choose:  
**Start > Programs > CODE V 10.x > Fixed License Installer**  
or:  
**Start > Programs > LightTools 8.x.x > Fixed License Installer**  
Browse to your license key file and select it.

### ***Floating License Users***

If you use CODE V or LightTools with a floating license, the Sentinel License Manager must be installed on the network server. The Sentinel License Manager is also available for download at <http://optics.synopsys.com/support/support-install-lic-overview.html>.

## Definitions

Below is a summary of terms used in this document.

**SolvNet:** The Synopsys customer portal (<https://solvnet.synopsys.com>). This is where you will go to download CODE V and LightTools, as well as the license keys.

**SmartKeys:** SolvNet page where license key requests are made.

**License Key:** License file containing the encoded information needed to run CODE V or LightTools for a specific USB dongle or PC.

**Host ID:** Hexadecimal value (for example, 80-1A23D) encoded on the USB dongle or specific PC. The Synopsys SmartKeys site and delivery email reference the Host ID value when license keys are requested and delivered.

**Site ID:** Unique number used to identify a specific company. Every company that uses CODE V and LightTools software, or other Synopsys software, will have a unique site ID.